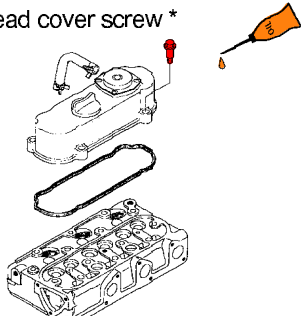
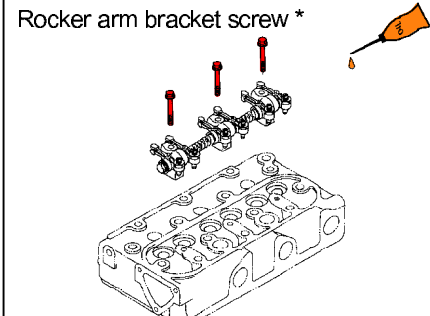
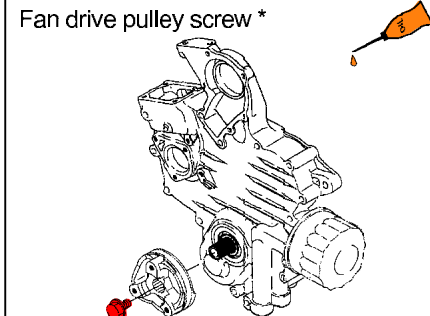
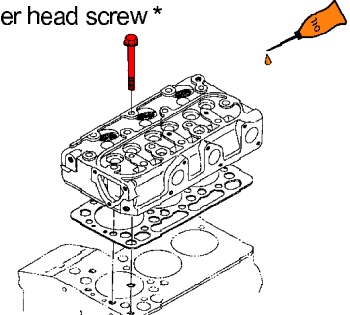
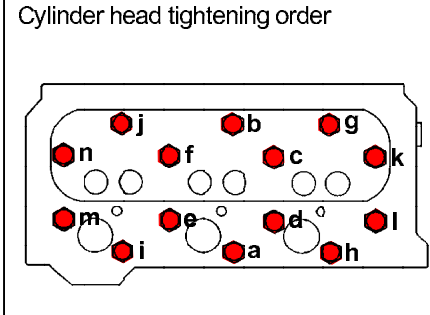
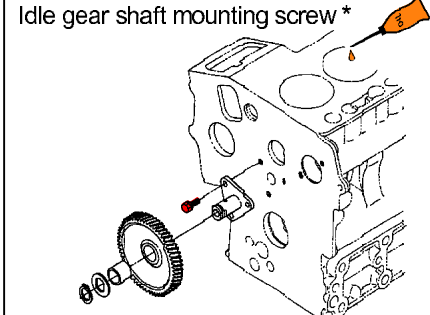
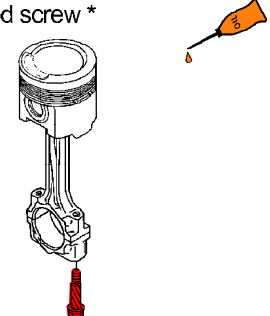
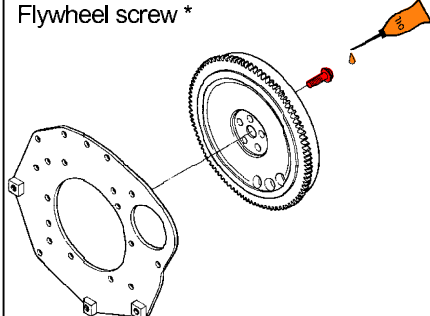
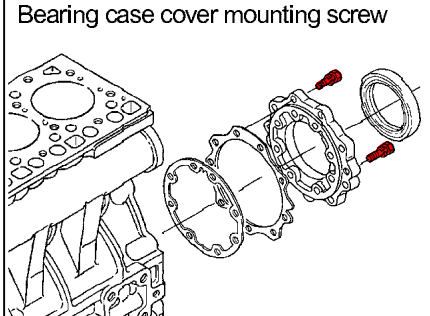
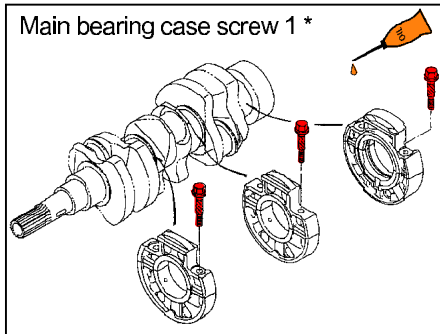


TIGHTENING TORQUES

(1) Special Tightening Torques

For "*" marked screws, bolts and nuts on under table, apply engine oil to their threads and seats before tightening.

<p>Cylinder head cover screw *</p> 		<p>Rocker arm bracket screw *</p> 		<p>Fan drive pulley screw *</p> 	
WG972-E2	6.86 to 11.3 N·m 0.7 to 1.15 kgf·m 5.1 to 8.3 ft-lbs	WG972-E2	9.8 to 11.3 N·m 1.00 to 1.15 kgf·m 7.2 to 8.3 ft-lbs	WG972-E2	98.1 to 107.9 N·m 10.0 to 11.0 kgf·m 72.3 to 79.6 ft-lbs
DF972-E2		DF972-E2		DF972-E2	
<p>Cylinder head screw *</p> 		<p>Cylinder head tightening order</p> 		<p>Idle gear shaft mounting screw *</p> 	
WG972-E2	37.3 to 42.2 N·m 3.8 to 4.3 kgf·m 27.5 to 31.1 ft-lbs	WG972-E2	a → n	WG972-E2	9.8 to 11.3 N·m 1.00 to 1.15 kgf·m 7.2 to 8.3 ft-lbs
DF972-E2		DF972-E2		DF972-E2	
<p>Connecting rod screw *</p> 		<p>Flywheel screw *</p> 		<p>Bearing case cover mounting screw</p> 	
WG972-E2	26.5 to 30.4 N·m 2.7 to 3.1 kgf·m 19.5 to 22.4 ft-lbs	WG972-E2	53.9 to 58.8 N·m 5.5 to 6.0 kgf·m 39.8 to 43.4 ft-lbs	WG972-E2	9.8 to 11.3 N·m 1.00 to 1.15 kgf·m 7.2 to 8.3 ft-lbs
DF972-E2		DF972-E2		DF972-E2	

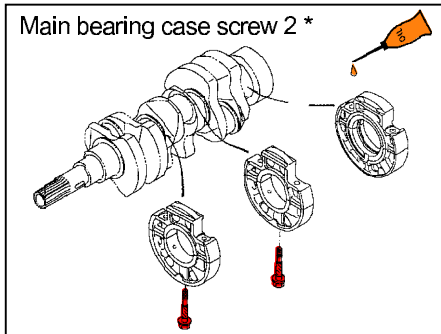


Main bearing case screw 1 *

WG972-E2

12.7 to 15.7 N·m
1.3 to 1.6 kgf·m
9.4 to 11.6 ft-lbs

DF972-E2

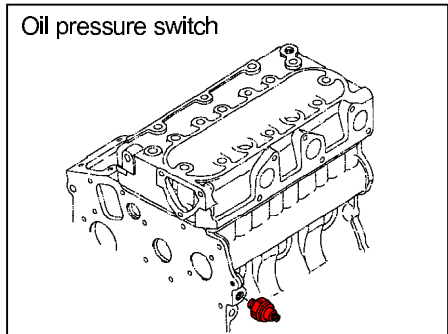


Main bearing case screw 2 *

WG972-E2

26.5 to 30.4 N·m
2.7 to 3.1 kgf·m
19.5 to 22.4 ft-lbs

DF972-E2

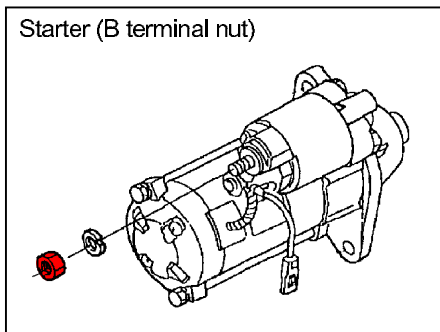


Oil pressure switch

WG972-E2

14.7 to 19.6 N·m
1.5 to 2.0 kgf·m
10.8 to 14.5 ft-lbs

DF972-E2

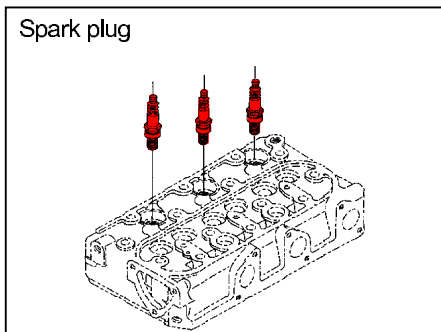


Starter (B terminal nut)

WG972-E2

5.9 to 11.8 N·m
0.6 to 1.2 kgf·m
4.3 to 8.7 ft-lbs

DF972-E2

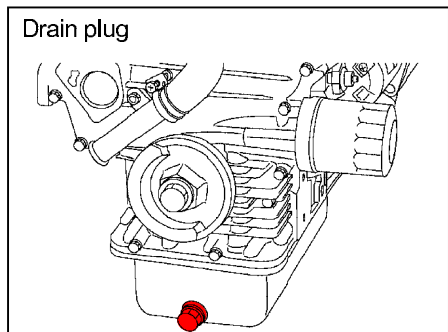


Spark plug

WG972-E2

19.6 to 24.5 N·m
2.0 to 2.5 kgf·m
14.5 to 18.1 ft-lbs

DF972-E2

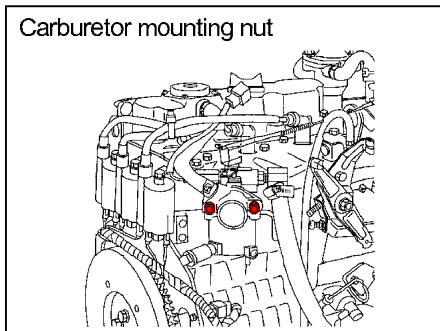


Drain plug

WG972-E2

32.4 to 37.3 N·m
3.3 to 3.8 kgf·m
23.9 to 27.5 ft-lbs

DF972-E2

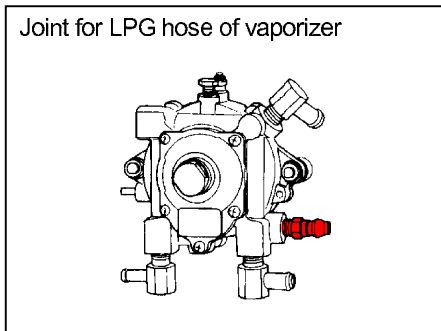


Carburetor mounting nut

WG972-E2

23.5 to 27.5 N·m
2.4 to 2.8 kgf·m
17.4 to 20.2 ft-lbs

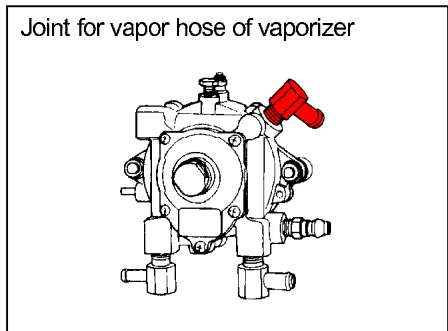
DF972-E2



Joint for LPG hose of vaporizer

DF972-E2

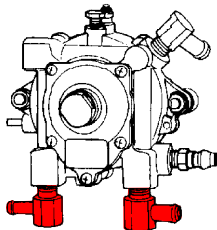
19.6 to 32.9 N·m
2.0 to 4.0 kgf·m
14.5 to 28.9 ft-lbs



Joint for vapor hose of vaporizer

DF972-E2

29.4 to 58.8 N·m
3.0 to 6.0 kgf·m
21.7 to 43.4 ft-lbs

Joint for water hose of vaporizer	
	
DF972-E2	29.4 to 58.8 N·m 3.0 to 6.0 kgf·m 21.7 to 43.4 ft-lbs

(2) General Tightening Torques

Screw and bolt material grades are shown by numbers punched on the screw and bolt heads.

Prior to tightening, be sure to check out the numbers as shown below.

None or 4 : Standard grade

7 : Special grade

Nominal Diameter	Standard Grade	Special Grade
M6	7.9 to 9.3 N·m 0.80 to 0.95 kgf·m 5.8 to 6.9 ft-lbs	9.8 to 11.3 N·m 1.00 to 1.15 kgf·m 7.23 to 8.32 ft-lbs
M8	17.7 to 20.6 N·m 1.8 to 2.1 kgf·m 13.0 to 15.2 ft-lbs	23.5 to 27.5 N·m 2.4 to 2.8 kgf·m 17.4 to 20.3 ft-lbs
M10	39.2 to 45.1 N·m 4.0 to 4.6 kgf·m 28.9 to 33.3 ft-lbs	48.1 to 55.9 N·m 4.9 to 5.7 kgf·m 35.4 to 41.2 ft-lbs
M12	62.8 to 72.6 N·m 6.4 to 7.4 kgf·m 46.3 to 53.5 ft-lbs	77.5 to 90.2 N·m 7.9 to 9.2 kgf·m 57.1 to 66.5 ft-lbs