



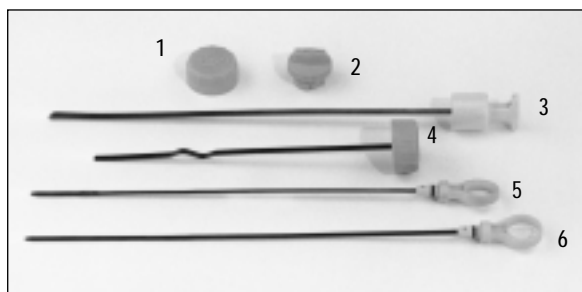
OIL COOLER KIT

To add cooler to engine. Reduces oil sump temperature up to 40° F.

Kit No.	Adapter Material	Models
24 755 120-S*	Aluminum	CH/CV17-26/730-745

*Increases engine width on oil filter side by 1.25" (CH twins) or 0.625" (CV twins). Not usable on older engines with cast-in oil drip lip beneath filter. **For such engines, order the following parts (CH twins only):**

24 594 09-S aluminum oil cooler	24 153 13-S o-ring
24 146 19-S backing plate	24 136 05 oil filter nipple
(2) 24 100 01-S plastic nut	(2) 24 086 12-S hex head screw
24 211 01-S oil filter adapter bolt	24 380 09-S roll pin
24 153 01-S oil pump o-ring	24 029 01-S oil filter adapter
24 041 29-S oil filter adapter gasket	41 037 10-S service nameplate



YELLOW ACCESSORIES

Part No.	Item	Models
24 755 46-S*	Oil fill cap kit	CH18-26/730-745, LH630-760
24 227 02-S**	Oil fill cap Assy	TH520-575
12 038 10-S	Dipstick, bent tube	CH11-15
12 038 14-S	Dipstick, straight tube	CH11-15
12 038 02-S	Dipstick, straight tube	CV11-16/460-493
24 038 04-S	Dipstick, straight tube	CV17-26/730-745
66 038 01-S	Dipstick, bent tube	LV625-675
24 038 10-S***	Dipstick, bent/straight tube	CH18-26/730-745, LH630-760
28 038 03-S****	Dipstick, bent tube (Standard)	TH520-575
28 038 04-S****	Dipstick, bent tube (1" longer)	TH520-575

* For valve cover with pulse-type fuel pump, not mechanical fuel pump. Includes cap and o-ring.

** Includes cap and o-ring.

*** Used with flared tube for improved seal. Standard since serial number 3016800011. Earlier standard dipstick 24 038 06-S superseded to 24 755 121-S Kit which includes the 24 038 10-S dipstick and three dipstick tubes to fit all CH twins configurations.

**** Used with flared tube for improved vacuum seal. The 28 038 03-S (standard since serial number 3029209361) is in dipstick/tube kit 28 755 35-S. The 28 038 04-S is in dipstick/tube kit 28 755 36-S and is about 1" longer (for use if extended height is not a problem). Longer length helps avoid dirt falling into tube when dipstick is removed.



OIL DRAIN VALVE KIT

Part No.	Drain Hole	Models
25 755 14-S	3/8"-18 NPTF	All Models*

Includes 25 173 14-S yellow plastic cap.

*For CH6, also order 15 158 02-S bushing which adapts 3/8" NPT valve to 1/2" NPT engine drain.



OIL DRAIN ADAPTER

For use with 25 755 14-S Oil Drain Valve Kit (3/8"-18). Includes seal.

Part No.	Thread, Engine End	Thread, Cap End	Models
63 755 11-S*	M10-1.25, Male	1/8"-27, Female	CS4-6
63 755 10-S	M12-1.5, Male2	3/8"-18, Female	CS8.5-12

*Customer must furnish a 1/8"-27 straight pipe (to extend away from engine), and a 3/8"-18 x 1/8"-27 reducer coupling for attaching pipe to Valve Kit.




OIL DRAIN HOSE

For use with 25 755 14-S Oil Drain Valve Kit (3/8"-18).

Part No.	Length	Thread, Both Ends	Models
24 326 59-S*	7"	3/8"-18, Male	All

*Also order 25 249 01-S Female Coupling for attaching hose to Valve Kit.



OIL FILTERS

Part No.	Micron	Height	Models	Item
52 050 02-S	28.5	3.47"	C"H11-15 PRO CV13-15/493 PRO, CH/CV18-26/730-745 PRO, LV625-675, LH630-760	1
12 050 01-S	32	2.72"	CV11-16/460-492, CH/CV17-25/730-740, TH520-575	2
28 050 01-S*	32	2.32"	TH520-575	3

*Shorter for applications with interference issues. Approx. 15% less filter capacity.



VALVE COVER WITH OIL FILL

Ideal for adding an extra oil fill location.

Part No.	Description	Models
24 755 75-S*	Valve cover with oil fill**	CH18-26/730-745
66 755 10-S*	Valve cover with oil fill***	LH630-760

*Usable on either valve cover side, except for basic engines which include a mechanical fuel pump (with oil fill) in filter side valve cover.

**Also order 24 755 46-S yellow cap/o-ring assembly, or 25 755 13-S black cap/o-ring assembly.

***Includes yellow cap, o-ring, etc.



REMOTE OIL FILTER

Kit No.	Oil Line Length	Models
24 702 02-S*	23"	CH/CV11-16/460-493, CH/CV17-26/730-745, LV625-675, TH520-575

*Includes 12 050 01-S Filter.




OIL FILTER BASES (ENGINE-MOUNTED)

Part No.	Position	Extends	Models	Item
24 702 01-S*	Rotatable, 6 positions	3-4"	CH/CV17-22, LV625-675	1
28 702 01-S**	Fixed	—	TH520-575	2

*Not usable on specs with oil cooler. Includes 12 050 01-S filter.

**Shorter for applications with interference issues. Approx. 15% less filter capacity. Includes 28 050 01-S filter.



OIL PRESSURE SWITCH (OIL SENTRY™)

Available on electric start engines only.

Part No.	Circuit	P.S.I. To Activate	Models	Item
12 704 01-S*	Normally Closed	2-5	CH/CV11-16/460-493	1
52 704 01-S*	Normally Closed	2-5	CH/CV17-26/730-745, LV625-675	1
28 704 02-S	Normally Closed	2-6	TH520-575	1
25 099 24-S	Normally Closed	2-6	LH630-760 (Standard on basics)	1

* Kit includes switch, other components and instructions.

OIL PRESSURE BYPASS KITS

Allows for momentary bypass of oil pressure switch when electric starter is engaged.

Part No.	Circuit	Models	Item
82 755 25-S	Normally Closed	CH11-15*, CH/CV17-26/730-745, LV625-675, LH630-760	2
25 743 05-S	Normally Open**	CH/CV14 LP**	3

* Usable on CH11-15, except with solenoid shift starter. Became standard on CH11-15 PRO electric start basics beginning with serial no. 3208409911.

** Usable on any engine where the fuel system valve is controlled by a "normally open" oil pressure switch, typically found on gaseous fuel engines.

OIL PRESSURE GAUGE KIT

Includes sender that mounts to oil filter base, gauge holder/hardware for mounting on top of engine-mounted control panel. (See "CONTROLS" section.)

Part No.	Pressure Range	Models	Item
66 755 13-S	0-100 psi (0-690 kPa)	LH630-760	4



OIL TEMPERATURE SENSOR

Fits into oil drain hole to signal when temperature exceeds recommended range.

Part No.	Open	Closed	Models
24 418 01-S (standard)	310° F	350° F	CH/CV17-26*/730-745, LV625-675, LH630-760, TH520-575
24 418 02-S	255° F	310° F	CH/CV17-26*/730-745, LV625-675, LH630-760, TH520-575

* On CV specs, use on starter side only. Filter side has oil cooler.

OIL WARNING LIGHTS

Part No.	Notes	Lead Length	Models
25 704 05-S*	Non-mobile equipment	6"	TH520-575
12 704 02-S**	'S' or 'ST'	6"	CH/CV11-16/ 460-493
25 352 06-S	Need 15 176 03-S harness	3"	CH5-6
25 352 10-S***	—	6.5", 9"	CH18-26/ 730-745
25 352 12-S***	—	6.5", 9"	LH630-760

* Includes light plus other parts not necessarily needed.

** Includes light, pressure switch, wiring, etc.

*** Usable in panel kits. (See "CONTROL PANEL" page).