


### FUEL FILTERS

Part No.	Inlet Hose I.D.	Micron	Shell Length	Model
12 050 13-S	1/4"	75	2.13"	Standard: CH/CV11-15/493PRO*
24 050 02-S	1/4"	15	2.35"	Standard: CH/CV17-25/730-740, LV625-675, LH630-750
24 050 03-S	5/16"	8-10	3.54"	Standard: CH/CV26/745 EFI, LH760 EFI
24 050 05-S	5/16"	15	2.40"	Alternate: CH/CV17-25/730-740
25 050 07-S	3/16" or 1/4"	75	1.0"	Standard: CH/CV11-16/460-492 non-PRO
25 050 08-S	1/4"	51	2.13"	Standard: CH/CV11-15/493 PRO, TH520-575

\*Standard on PRO specs with gravity-feed carb. For PRO specs with fuel pump, Filter 25 050 08-S is standard.



### FUEL STRAINER

Part No.	Description	Model
63 444 01-S	Fuel Strainer, In-Tank	CS4-12




### HIGH ALTITUDE KITS

Kits include a variety of parts including gaskets, screws, main jet where applicable, and instructions.

Kit No.	Altitude	Used on Carb	Models/ Series	A/C Style	Kit No.	Altitude	Used on Carb	Models/ Series	A/C Style
12 755 92-S	5-10,000'	12 053 77/78/80/82/93/94/95,42 053 03	CH/CV11-15	Standard	63 755 27-S	4-8,000' 8,000'+	-	CS8.5 (250cc)	Standard Heavy-Duty
24 755 131-S	5-10,000'	24 053 75	CH20 (624cc)	Standard	63 755 29-S	8,000'+	-	CS8.5 (250cc)	Standard
24 755 125-S	5-10,000'	24 053 86	CH22/23 (674cc)	Standard	63 755 28-S	4-8,000'	-	CS8.5 (250cc)	Heavy-Duty
	5-10,000'	24 053 31/32/33/43	CH18/22 (624cc)	Standard	63 755 30-S	4-8,000' 8,000'+	-	CS10/9316	Standard
24 755 126-S	5-10,000'	24 053 58/59	CH22/23 (674cc)	Standard		4-8,000'	-	CS10/9315	Standard
24 755 130-S	5-10,000'	24 053 47	CH25	Standard	63 755 33-S	4-8,000'	-	CS12/9415	Heavy-Duty
63 755 20-S	4-8,000'	-	CH25	Standard	63 755 35-S	8,000'+	-	CS10/9316	Standard
63 755 22-S	8,000'+	-	CH25	Standard	63 755 36-S	8,000'+	-	CS10/9315	Heavy-Duty
63 755 25-S	8,000'-	-	CS4	Standard		8,000'+	-	CS10/9316	Heavy-Duty
			CS4	Heavy-Duty	63 755 31-S	4-8,000'	-	CS10/9315	Standard
63 755 21-S	4-8,000'	-	CS4	Heavy-Duty	63 755 32 S	4-8,000' 4-8,000'	-	CS12/9415	Standard
63 755 23-S	4-8,000'	-	CS6	Standard		4-8,000'	-	CS12/9416	Standard
63 755 24-S	8,000'+	-	CS6	Heavy-Duty	63 755 34-S	8,000'+	-	CS12/9415	Standard
63 755 26-S	8,000'+	-	CS6	Standard		8,000'+	-	CS12/9416	Standard
63 755 38-S	8,000'+	-	CS6	Heavy-Duty	63 755 37-S	8,000'+	-	CS12/9415	Heavy-Duty
			CS6	Heavy-Duty		8,000'+	-	CS12/9416	Heavy-Duty
			MZ (Single Element)						

# FUEL

All Models




## FUEL TANK KITS

Kit No.	Tank Mounting	Tank Material	Tank Size (Gal.)	Includes Cap	Model	Item
28 760 01-S	Engine	Plastic	1.70	15 173 02-S	TH520-575	1
12 760 01-S*	Engine	Plastic	1.25	25 173 08-S	CH11-15	2
15 755 17-S*	Engine	Plastic	.75	15 173 02-S	CH6	3
52 755 79-S**	Remote	Plastic	6.6	25 173 05-S	All	4

\*Also include kit components, not shown.

\*\*Also includes hose, connectors and cap. Overall size is 20.5" x 13.0" x 8.47"

## FUEL TANK CAPS



Part No.	Gauge Length	Cap Size Opening	Model	Item
25 173 04-S	9.25"	2.281"	Older metal tank	1*
25 173 05-S	6.625"	2.25"	Tank 52 755 79-S	1*
15 173 02-S	—	2.25"	CH6, TH520-575	2**
25 173 08-S	—	2.25"	CH11-15	3***

\* Vent knob (adjustable)

\*\* Vent knob (non-adjustable)


\*\*\* Vent hole

# FUEL

All Models


## ELECTRIC FUEL PUMP

Kit No.	Model	P.S.I. at 0 Delivery	Self-Prime Lift	Total Column
25 559 01-S	All except CH6	0.5-2.0	12"	6'



## PULSE FUEL PUMPS

Part No.	Model	Item
24 393 16-S	CH/CV17-25/730-740, LV625-675	1
15 393 01-S	CH6	2



## MECHANICAL FUEL PUMPS

Model No.	Metallic	Non-Metallic	Item
CH/CV11-16/460-493	—	12 559 01-S	1
CH18-25/730-740	—	24 559 02-S* (integral valve cover)	2

\* For #2 cylinder side (oil filter side) only. Also order 24 755 66-S Valve Train Kit for engines below serial number 2520800017. Kit converts engine to current cylindrical pivot rocker arm.